



InstallShield
AdminStudio[®]

AdminStudio[®] **ZENworks Edition** **Installation Guide**

June 17, 2004



Introduction

Congratulations on choosing AdminStudio, the premier solution for preparing reliable, manageable applications and patches for enterprise use. Using AdminStudio to standardize the way you package, test, distribute, and manage your applications ensures higher quality software deployments that save you time and lower TCO.

System Requirements

The recommended system configuration for AdminStudio ZENworks Edition is:

Item	Requirements
Processor	Pentium® III- class PC (500 MHz or higher recommended)
RAM	256 MB or greater (512 MB preferred)
Hard Disk	1.1 gigabytes
Display	Designed for XGA at 1024 x 768 resolution or higher
Operating System	Microsoft Windows NT 4.0 (Intel) with Service Pack 6 installed, Windows 98, Windows 2000, Windows Me, Windows XP, or Windows Server
Browser	Microsoft Internet Explorer 5.01 or higher required (IE 5.5+ is recommended)
Privileges	Administrative Privileges on the system
Mouse	Microsoft IntelliMouse or other compatible pointing device




Installation Procedure

Launch the AdminStudio installation and the InstallShield Wizard will guide you through the installation process. All components of this edition will be installed.








AdminStudio Components

The following AdminStudio components are included with AdminStudio ZENworks Edition:

AdminStudio Components	
	Repackager: Repackaging Legacy Setups Repackage and convert legacy setups into Windows Installer packages.
	Tuner: Customizing Packages Build Windows Installer transforms for changing features, adding files, or making other modifications.
	Distribution Wizard: Preparing Packages for Distribution Get your packages ready for distribution through ZENworks.

These additional AdminStudio components are included with AdminStudio Professional Edition:

AdminStudio Components	
	DevStudio: Authoring and Enhancing Packages Customize Windows installer packages directly, or author new packages.
	Application Isolation Wizard: Isolating Applications Reduce versioning conflicts by modifying an application so it always loads the versions of components—such as DLLs—with which it was originally developed and tested.
	Quality Monitor: Ensuring Package Quality Test a Windows Installer–based application in the targeted deployment environment to ensure the application works as expected.
	OS Snapshot Wizard: Capture Your Operating System Scan your computer's operating system and record the files, INI files, shortcuts, and registry entries present.
	ConflictSolver: Identifying and Resolving Application Conflicts Identify and eliminate software conflicts before deployment.



InstallShield Support

For additional information on the AdminStudio ZENworks Edition and your upgrade options, visit the AdminStudio Web site at <http://www.installshield.com/products/adminstudio/zenworks/>.

Comprehensive support for your InstallShield product is available at the InstallShield Support site, <http://support.installshield.com>, where you can submit a support request using mySupport, search our extensive Knowledge Base, visit our user communities, or take advantage of the many other support resources available to you.

You can purchase a support plan either online at <http://shop.installshield.com/home/default.asp> or by contacting one of our product consultants at 1-847-466-6000 (or toll free in the U.S. at 1-800-809-5659).