



FLEXERA SOFTWARE™

**AdminStudio®**

# **AdminStudio 10.0 ZENworks Edition Release Notes**

February 22, 2011





<b>Introduction .....</b>	<b>1</b>
<b>Getting Started .....</b>	<b>2</b>
<b>Components &amp; Editions .....</b>	<b>4</b>
<b>ZENworks Limited Editions .....</b>	<b>4</b>
<b>Standard, Professional, and Enterprise Editions and Add-On Packs .....</b>	<b>5</b>
<b>New Features .....</b>	<b>7</b>
<b>InstallShield 2011 .....</b>	<b>7</b>
<b>System Requirements .....</b>	<b>9</b>
<b>Resolved Issues .....</b>	<b>10</b>

## **Introduction**

For Novell ZENworks Configuration Manager (ZCM) 10 and 11 customers, Flexera Software, Inc. and Novell have agreed to provide the AdminStudio Standard Edition, the basic version of the AdminStudio solution, at no additional cost to ZCM 10 and 11 customers. AdminStudio Standard Edition provides a cost-effective way for software packagers to migrate applications to Windows Installer. It enables control over MSI packaging, customization, and distribution activities, helping organizations rapidly and reliably package and deploy applications. For customers who require more than entry-level functionality, AdminStudio Professional and Enterprise Editions all include functionality to handoff packages to Novell ZENworks Configuration Manager (ZCM) 10 and 11. Visit the [Novell Web site](#) for more details.

# Getting Started

AdminStudio 10.0 has a redesigned Start Page which makes it easy for you to quickly get started evaluating and using AdminStudio. The new Start Page's tabbed interface provides process information on how to perform the following key procedures using AdminStudio:

Procedure	Procedure
 <b>Test for Application Compatibility</b>	Use Compatibility Solver to test for application readiness on Microsoft Windows 7 (32-bit and 64-bit) and Windows Server 2008 R2 platforms, as well as compatibility with Internet Explorer 8.0.
 <b>Migrate to Application Virtualization</b>	Migrate your application portfolio into virtual applications that are ready for deployment within the enterprise.
 <b>Migrate to Windows Installer</b>	Migrate legacy setups to deployable Windows Installer packages.
 <b>Set Up Infrastructure</b>	Perform one-time setup tasks: connect to an Application Catalog, prepare virtual machines for use in automated repackaging and testing, configure e-mail, create a Compatibility Solver database, and download Compatibility Solver reports.



**Important** • It is highly recommended that you spend some time reviewing the flowcharts on the AdminStudio Start Pages to become familiar with AdminStudio's new and existing capabilities.

As an example, the **Migrate to Application Virtualization** tab is shown below. ,



**Figure 1:** Migrate to Application Virtualization Tab of AdminStudio Start Page

Each tab explains how to perform a key AdminStudio procedure. Each procedure is broken down into several tasks, which are identified at the top of each column.

As you review these flowcharts, note the following:

- **Steps**—Review the numbered steps in each task.
- **Learn more**—Click on **Learn More...** to launch detailed help topics on how to perform each step.
- **Tool launch buttons**—To get started performing a task, click the button at the bottom of the column to launch the appropriate AdminStudio tool.
- **Create New Project**—Click this button to create a new Project, which you can use to guide you through the steps in a procedure.

# Components & Editions

In addition to the ZENworks Edition, AdminStudio 10.0 is also available in Standard, Professional, and Enterprise Editions. This section lists the AdminStudio components that are included in each Edition.

- [ZENworks Limited Editions](#)
- [Standard, Professional, and Enterprise Editions and Add-On Packs](#)

## ZENworks Limited Editions

AdminStudio provides two ZENworks Limited Editions:

- [ZENworks Edition for ZENworks 10 and 11 Users](#)
- [ZENworks Edition for ZENworks 7 Users](#)

### ZENworks Edition for ZENworks 10 and 11 Users

The AdminStudio10.0 ZENworks Edition for Novell ZENworks Configuration Manager (ZCM) 10 and 11 customers includes all of the features of AdminStudio Standard Edition, the basic version of the AdminStudio solution. For more information, see [Standard](#) Edition.

### ZENworks Edition for ZENworks 7 Users

AdminStudio 10.0 ZENworks Edition for ZENworks 7 users is a customized version of AdminStudio that allows system administrators to rapidly prepare reliable Windows Installer (.msi) software packages for distribution across their enterprises. AdminStudio enables companies to take full advantage of the benefits of Windows Installer and reduces total cost of ownership by simplifying the installation, customization, and management of applications. AdminStudio 10.0 ZENworks Edition for ZENworks 7 users includes the following components:

- **Repackager**—Use to repackage and convert Novell ZENworks projects (.axt/ .aot) into Windows Installer packages. Full Repackager functionality is provided, except for InstallScript MSI Conversion.
- **Distribution Wizard (Customized for ZENworks)**—Prepare a Windows Installer package for distribution via ZENworks desktop application distribution or via ZENworks server distribution.
- **Tuner**—You can use Tuner to quickly create transforms (.mst), including Response File transforms, to customize software already in the Windows Installer format and automatically validate that any changes conform to Microsoft guidelines.

# Standard, Professional, and Enterprise Editions and Add-On Packs

AdminStudio 10.0 is available in Standard, Professional, and Enterprise Editions. You also have the option of purchasing an additional Virtualization Pack and Application Compatibility Pack.

Edition	AdminStudio	Virtualization Pack	Application Compatibility Pack
<b>Standard</b>	<p><b>Tools</b></p> <ul style="list-style-type: none"> <li>● Repackager</li> <li>● Distribution Wizard</li> <li>● FlexWrap</li> <li>● InstallShield 2011</li> <li>● Tuner</li> <li>● Application Isolation Wizard</li> </ul> <p><b>Functionality</b></p> <ul style="list-style-type: none"> <li>● Windows Installer repackaging</li> <li>● Windows Installer customization</li> <li>● Preparation for distribution</li> </ul>	<p><b>Tools</b></p> <ul style="list-style-type: none"> <li>● Automated Application Converter (Single Application Version)</li> <li>● Virtual Package Editor</li> <li>● Microsoft App-V Assistant</li> <li>● ThinApp Assistant</li> <li>● Citrix Assistant</li> </ul> <p><b>Functionality</b></p> <ul style="list-style-type: none"> <li>● Convert to virtual applications</li> <li>● App-V package editing</li> </ul>	N/A
<b>Professional</b>	<p><b>Tools</b></p> <p>Same as <b>Standard</b>, plus:</p> <ul style="list-style-type: none"> <li>● ConflictSolver</li> <li>● Application Manager</li> <li>● OS Snapshot Wizard</li> <li>● QualityMonitor</li> <li>● Predeployment Test</li> </ul> <p><b>Functionality</b></p> <p>Same as <b>Standard</b>, plus:</p> <ul style="list-style-type: none"> <li>● Application management</li> <li>● Testing, validation, and conflict testing</li> <li>● Standard reporting</li> </ul>	<p><b>Tools</b></p> <p>Same as <b>Standard</b>, plus:</p> <ul style="list-style-type: none"> <li>● Automated Application Converter (Single Application Version) with Virtualization Suitability Testing</li> </ul> <p><b>Functionality</b></p> <p>Same as <b>Standard</b>, plus:</p> <ul style="list-style-type: none"> <li>● Test for virtualization suitability</li> <li>● Store App-V data in Application Manager</li> <li>● App-V package testing, validation, and conflict testing</li> <li>● Automated conversion of legacy packages to Windows Installer</li> </ul>	<p><b>Tools &amp; Functionality</b></p> <p><b>Compatibility Solver</b> with the following functionality:</p> <ul style="list-style-type: none"> <li>● Project-level compatibility assessment and cost/effort reporting for all applications</li> <li>● Application testing and reporting for Windows 7 (32- and 64-bit versions)</li> <li>● Auto-fixing for Windows 7</li> </ul>

Edition	AdminStudio	Virtualization Pack	Application Compatibility Pack
<b>Enterprise (Per Admin License)</b>	<p><b>Tools</b></p> <p>Same as <b>Professional</b>, plus:</p> <ul style="list-style-type: none"> <li>● PackageExpert</li> <li>● OS Security Patch Wizard</li> <li>● Job Manager</li> <li>● Report Center</li> <li>● Software Repository</li> <li>● Security Console</li> </ul> <p><b>Functionality</b></p> <p>Same as <b>Professional</b>, plus:</p> <ul style="list-style-type: none"> <li>● Application Readiness Dashboard</li> <li>● Process and workgroup management features</li> </ul>	<p><b>Tools</b></p> <p>Same as <b>Professional</b>, plus:</p> <ul style="list-style-type: none"> <li>● Automated Application Converter (Multiple Application Version) with Virtualization Suitability Testing</li> </ul> <p><b>Functionality</b></p> <p>Same as <b>Professional</b>, plus:</p> <ul style="list-style-type: none"> <li>● Automated conversion of multiple packages to virtual applications</li> <li>● Automated conversion of multiple legacy packages to Windows Installer</li> <li>● Application Readiness Dashboard (Including Virtualization Reports)</li> </ul>	<p><b>Tools &amp; Functionality</b></p> <p>All of the <b>Compatibility Solver</b> functionality available in Professional, plus:</p> <ul style="list-style-type: none"> <li>● Detailed compatibility assessment reports</li> <li>● Application testing and reporting for Windows 7 (32- and 64-bit versions), and Windows Server 2008 R2</li> <li>● Merge multiple databases for centralized reporting</li> </ul>
<b>Enterprise (Per Desktop License)</b>	<p><b>Tools &amp; Functionality</b></p> <p>Same as <b>Enterprise (Per Admin)</b></p>	<p><b>Tools &amp; Functionality</b></p> <p>Same as <b>Enterprise (Per Admin)</b></p>	<p><b>Tools &amp; Functionality</b></p> <p>All of the <b>Compatibility Solver</b> functionality available in <b>Enterprise (Per Admin)</b>, plus:</p> <ul style="list-style-type: none"> <li>● Testing can be done on groups of applications at a time</li> </ul> <p><b>Web Application Compatibility (Optional)</b></p> <ul style="list-style-type: none"> <li>● Test compatibility of web applications with IIS web server</li> <li>● Test compatibility of web applications with Internet Explorer 8 browser</li> <li>● Test integration of desktop application with Internet Explorer 8 browser</li> </ul>

# New Features

AdminStudio ZENworks Edition for Novell ZENworks Configuration Manager (ZCM) 10 and 11 users includes the following new feature:

- [InstallShield 2011](#)

## InstallShield 2011

AdminStudio 10.0 includes InstallShield 2011, which offers many new features and enhancements that will help you use the latest technologies and save time on everyday tasks. New features include:

- **Integration with Team Foundation Server**—If you use Team Foundation Server, you can now take advantage of the new tight integration with InstallShield as you develop, maintain, build, test, and deploy your products and their installations.
- **Custom source locations for prerequisites**—You can now specify custom source locations for InstallShield prerequisites. This flexibility enables you to easily add to your projects InstallShield prerequisites that are stored in source code control and to share a common set of prerequisites across multiple machines.
- **Emphasize your brand**—You can now specify a custom icon and custom version resource properties for setup.exe and update.exe.
- **Streamline build process**—You can now streamline your build process by specifying commands that run before, during, and after builds.
- **64-bit support**—Several new advancements in InstallShield 2011 make it easier for you to create 64-bit installations or 64-bit App-V packages.
- **Standalone Build tool**—InstallShield 2011 includes a command-line Standalone Build tool that enables you to install on build machines only the part of InstallShield that builds the installations, plus any redistributables that you want to include. The Standalone Build is now included with the Professional and Premier editions of InstallShield. If you need extra licenses of the Standalone Build, you can also now purchase them separately.

### Detailed List of New Features

The following table provides a more detailed list of the new features included in InstallShield 2011:

Category	Feature
<b>Enhanced Prerequisites Support</b>	<ul style="list-style-type: none"> <li>• New InstallShield prerequisites for SQL Server 2008 R2 Express, SQL Server Native Client, Visual C++ 2010, and other redistributables</li> <li>• Ability to specify a search path for InstallShield prerequisites; path variable and relative path support for source locations of prerequisite files</li> </ul>

Category	Feature
<b>Enhanced Microsoft Integration/Support</b>	<ul style="list-style-type: none"> <li>● Integration with Team Foundation Server (TFS)</li> <li>● Microsoft SQL Server 2008 R2 Support</li> <li>● Ability to import Visual Studio setup and merge module projects into existing InstallShield projects; improvements for the project converter</li> <li>● Windows Installer 5 support for configuring Windows Service permissions</li> </ul>
<b>Installer Design Enhancements</b>	<ul style="list-style-type: none"> <li>● New hyperlink control for Windows Installer-based dialogs</li> <li>● Ability to specify a custom icon and custom version resource properties for setup.exe and update.exe</li> <li>● Ability to specify commands that run before, during, and after builds</li> <li>● Ability to set an expiration date for setup.exe</li> <li>● Support for looping through image billboards in Basic MSI projects</li> </ul>
<b>64-Bit OS Support</b>	<ul style="list-style-type: none"> <li>● Ability to create 64-bit Microsoft App-V packages</li> <li>● 64-bit support for Repackager</li> <li>● Support for 64-bit managed-code custom actions</li> <li>● Support for 64-bit .NET installer classes and COM interop</li> </ul>
<b>FlexNet Connect</b>	<ul style="list-style-type: none"> <li>● New FlexNet Connect 12.01 redistributables available</li> </ul>
<b>Other</b>	<ul style="list-style-type: none"> <li>● Predefined system searches for SQL Server 2008 Express SP1 and Adobe Reader 9</li> <li>● Ability to override path variables for a release</li> <li>● Ability to configure MIME types for IIS web sites, applications, and virtual directories</li> <li>● Ability to overwrite existing IIS application pool or only create it if it does not exist</li> </ul>

For more information on the new features and enhancements in InstallShield 2011, see the [InstallShield 2011 Release Notes](#).



# System Requirements

The following table lists the recommended system configuration for a machine running AdminStudio 10.0 ZENworks Edition.

Item	Description
<b>Processor</b>	32-bit (x86) or 64-bit (x64) processor at 1 GHz or greater
<b>RAM</b>	1 GB
<b>Hard Disk</b>	1.1 GB
<b>Display</b>	Designed for XGA at 1024 x 768 resolution or higher
<b>Operating System</b>	Windows 7, Windows Vista, Windows XP (SP1 or later is recommended), or Windows Server 2003 or later.
<b>Browser</b>	Microsoft Internet Explorer 5.5 or later
<b>Privileges</b>	Administrative privileges on the system



**Note** • The first time you launch an AdminStudio ZENworks Edition tool, you will be prompted to log in to a ZENworks eDirectory server or a ZENworks Configuration Management server. After a successful login, you will not be prompted to login again. For more information, see the AdminStudio 10.0 ZENworks Edition Installation Guide.

# Resolved Issues

This section describes the customer issues that were resolved in AdminStudio 10.0:

Issue Number	Issue Summary
<b>IOA-000060712</b>	Allow to configure the VFS path for the App-V package.
<b>IOA-000060374</b>	Automated Application Converter crashes soon after launching on a Customer's Windows 7 64-bit VM image.
<b>IOA-000060060</b>	Windows Installer Converter is acting case-sensitive when creating App-V package while dealing with the Path Env variable.
<b>IOA-000059813</b>	The Standalone Repackager Start page includes links to help topics on application virtualization, which is not supported.
<b>IOA-000059707</b>	Unable to enter a hyphen "-" character in user name or email fields.
<b>IOA-000059207</b>	Repackager fails to separate the shortcut target from its parameters when the target points to a non-executable.
<b>IOA-000059079</b>	Automated Application Converter crashes when publishing to Microsoft System Center Configuration Manager.
<b>IOA-000058955</b>	File extension parameters are not captured correctly for dynamic data exchange (DDE) shortcut created by Microsoft Snapshot Viewer 10.0 (Access exported SNP report file viewer).
<b>IOA-000058951</b>	Customer installs and activates AS 9.5 Professional, but the Help About view displays incorrect product name, but correct version; company and contact information, but no product serial number.
<b>IOC-000085871</b>	The SQL Script AS_System_schema.sql results in syntax error on SQL Server 2008, when run manually.
<b>IOA-000058502</b>	Error message LoadInjectionDriver failed. Error: 123
<b>IOA-000058398</b>	Repackager fails to detect some empty folders created during the install of Octave and also during install of Matlab.
<b>IOA-000058272</b>	Changes made to .irp files are not effective while building/creating a .msi/.ism file unless you click the <b>Save</b> icon.
<b>IOA-000057806</b>	Unable to find JRE when using DSC with JRE on a separate package.
<b>IOA-000057675</b>	Repackager's command line option -app launches Repackager with path enclosed in double quotes
<b>IOA-000057545</b>	Need to ship 64-bit version of SQL Express with AdminStudio installer to make it work on 64-bit machines

Issue Number	Issue Summary
<b>IOA-000057189</b>	Automated Application Converter should have its own options.ini file because it can cause conflicts with the global options.ini used in large organizations.
<b>IOA-000056847</b>	An unknown error occurred when performing a ZENworks accessAXT conversion.
<b>IOA-000053875</b>	AdminStudio needs updated .cub files. It is currently shipping with .cub files from Windows Installer 2.x.
<b>IOB-000058916</b>	In Repackager, the Editor project location is truncated if a '.' is included in the path to store files in the wizard.
<b>IOA-000053221</b>	When specifying port in AES URL (in AdminStudio 9.5) for DefaultDatabase, AdminStudio workflows do not complete.
<b>IOA-000053126</b>	Unable to create the MSI_Package Folder that is now included when building a new legacy package in Repackager.
<b>IOA-000053043</b>	Install AES button is disabled on Windows Server 2008 machines.
<b>IOA-000052968</b>	InstallShield installation from AdminStudio 9.5 requires ldapssl.dll and ldapsdk.dll.
<b>IOA-000052954</b>	Shortcuts get included even after excluding them in the Repackager view
<b>IOA-000052047</b>	When specifying port in AES URL for DefaultDatabase, AdminStudio workflows do not complete.
<b>IOA-000051973</b>	After reinstallation, activation, ZENworks Edition shows up as "Enterprise".
<b>IOC-000080628</b>	The Windows 7 and Windows Server 2008 operating systems are not available in OS list under Profile Requirements view of Citrix XenApp Assistant.
<b>IOA-000047618</b>	Customer requested that the AdminStudio serial number be removed from splash screens.
<b>IOC-000070700</b>	Request for better upload logging for file uploads.
<b>IOC-000063076</b>	Branching with a non-required Single Selection causes exception on edit data.
<b>IOC-000061482</b>	Repackaging Wizard does not check specified Product Name to see if it contains invalid characters.
<b>IOA-000028499</b>	Give customers the option to hide the product serial number on the AdminStudio Help / About dialog box.
<b>IOC-000046951</b>	Choosing an existing AS Shared folder during AS 7 installation corrupts the ACL.